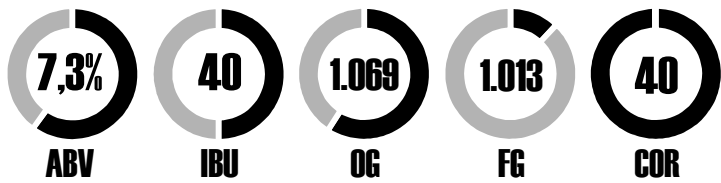


Wolfman



American Stout 20L



Ingredientes

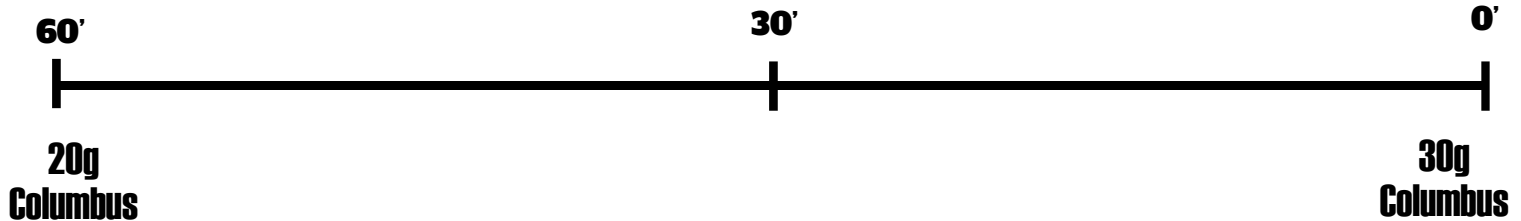
6,0 kg	Malte Pilsen
0,4 kg	Malte Carafo III
0,25 kg	Malte Chocolate
0,2 kg	Malte Crystal Dark
50 g	Lúpulo Columbus
1	Levedura US-05

Mostura

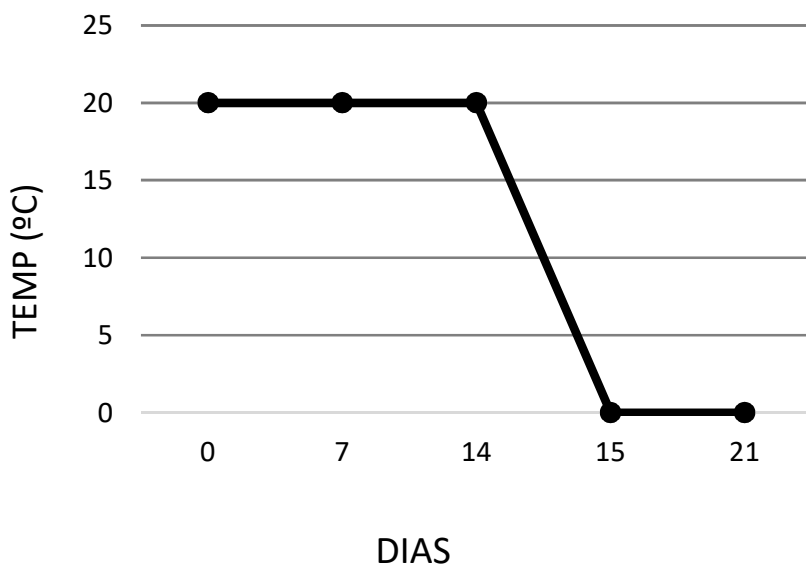
68°C  **60 min**

 **20**  **10**
 ÁGUA INICIAL LITROS ÁGUA LAVAGEM LITROS
 **75°C**  **70°C**

Fervura 60 min



Fermentação / Maturação



Envase

5g/L

Primming com 5g de açúcar por litro final de cerveja

10 DIAS

TEMP AMBIENTE