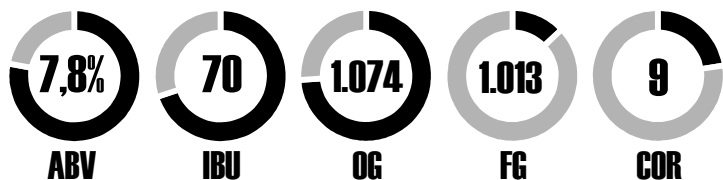


Double Easy IPA



Imperial IPA 20L



Ingredientes

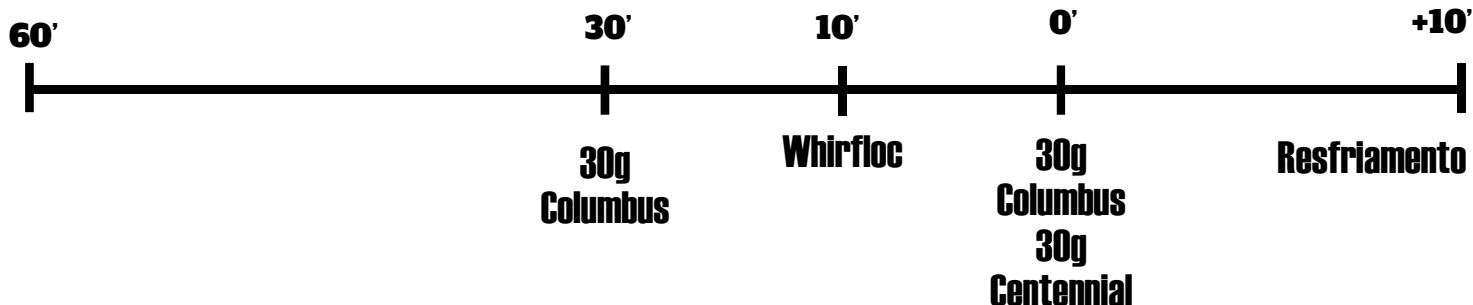
7.0 kg	Malte Pilsen
0,2 kg	Malte Crystal 120L
90 g	Lúpulo Columbus
60 g	Lúpulo Centennial
1	Whirfloc
2	Levedura US-05 ou Starter

Mostura

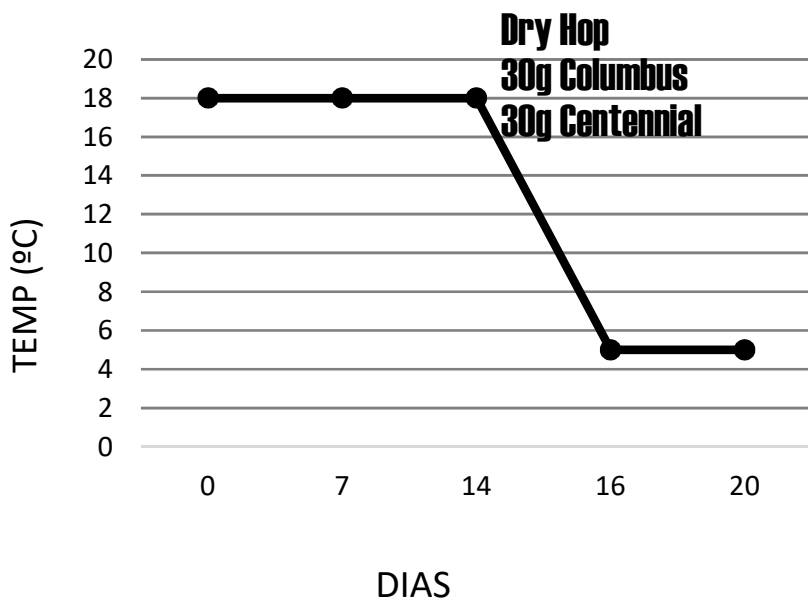
65°C  **90 min**

 **18**  **15**
ÁGUA INICIAL LITROS ÁGUA LAVAGEM LITROS
🌡️ **72°C** 🌡️ **70°C**

Fervura 60 min



Fermentação / Maturação



Envase

5g/L

Priming com
5g de açúcar por
litro final de cerveja

10
DIAS

TEMP
AMBIENTE

CERVEJA FÁCIL 